

SVZ-KP30NA & SUZ-KA30NAHZ
30,000 BTU/H MULTI-POSITION AIR HANDLER
30,000 BTU/H HYPER-HEATING UNIVERSAL OUTDOOR UNIT



Job Name:

System Reference:

Date:

Indoor Unit.....SVZ-KP30NA

Outdoor Unit.....SUZ-KA30NAHZ



INDOOR UNIT FEATURES

- Ducted air handler provides a solution to cool and heat large zones
- Highly efficient totally enclosed ECM motor
- Selectable external static pressure: 0.30, 0.50 and 0.80 in.WG with 3 fan speeds at each static setting
- 1 inch R4.2 fiberglass free insulation reduces condensation and boosts efficiency
- Positive pressure cabinet with air leakage of less than 2.0% at 1.0 In.WG (Tested per ASHRAE Standard 193)
- Unique blow through design allows simple coil cleaning when the blower is removed
- Multi-position installation: horizontal (left or right), vertical (up or down)
- Optional electric heat kit for additional heat capacity
- Optional humidifier control and ERV control
- Built-in humidifier control, ERV control and auxiliary heat control
- Optional downflow kit
- Multiple control options available:
 - kumo cloud® smart device app for remote access
 - Third-party interface options
 - Wired or wireless controllers

OUTDOOR UNIT FEATURES

- The outdoor unit powers the indoor unit, and should a power outage occur, the system is automatically restarted when power returns
- INVERTER-driven compressor and LEV provide high efficiency and comfort while using only the energy needed to maintain maximum performance
- Hyper-heating performance offers 100% heating capacity at 5° F
- Hot-Start Technology: no cold air rush at equipment startup or when restarting after Defrost Cycle
- Quiet operation
- Built-in base pan heater
- Innovative Joint Lap DC Motor leads to high efficiency and reliability
- Pulse Amplitude Modulation technology
- Flash injection technology for rapid and efficient heating at low ambient temperatures

SPECIFICATIONS: SVZ-KP30NA & SUZ-KA30NAHZ

Cooling at 95°F ¹	Maximum Capacity	BTU/H	27,000
	Rated Capacity	BTU/H	27,000
	Minimum Capacity	BTU/H	13,400
	Maximum Power Input	W	2,100
	Rated Power Input	W	2,100
	Moisture Removal	Pints/h	4.1
	Sensible Heat Factor		0.83
Heating at 47°F ²	Power Factor [208V / 230V]	%	96.0 / 96.0
	Maximum Capacity	BTU/H	34,000
	Rated Capacity	BTU/H	32,000
	Minimum Capacity	BTU/H	13,000
	Maximum Power Input	W	2,880
	Rated Power Input	W	2,400
Heating at 17°F ³	Power Factor [208V / 230V]	%	97.0 / 97.0
	Maximum Capacity	BTU/H	32,000
	Rated Capacity	BTU/H	21,400
	Maximum Power Input	W	3,970
Heating at 5°F ⁴	Rated Power Input	W	2,750
	Maximum Capacity	BTU/H	32,000
Heating at -13°F ⁷	Maximum Power Input	W	4,140
	Maximum Capacity	BTU/H	25,600
Efficiency	SEER SEER2		15.0 15.2
	EER ¹ EER2 ¹		12.5 12.8
	HSPF [IV] HSPF2 [IV]		9.0 8.5
	COP at 47°F ²		3.9
	COP at 17°F at Maximum Capacity ³		2.0
	COP at 5°F at Maximum Capacity ⁴		1.75
	ENERGY STAR [®] Certified		Yes
Electrical	Voltage, Phase, Frequency		208/230, 1, 60
	Guaranteed Voltage Range	V AC	187 - 253
	Voltage: Indoor - Outdoor, S1-S2	V AC	208/230
	Voltage: Indoor - Outdoor, S2-S3	V DC	24
	Short-circuit Current Rating [SCCR]	kA	5
	Recommended Fuse/Breaker Size (Outdoor)	A	35
	Recommended Wire Size [Indoor - Outdoor]	AWG	14
	Power Supply		Indoor unit is powered by the outdoor unit
Indoor Unit	MCA	A	4.13
	Fan Motor Full Load Amperage	A	3.3
	Fan Motor Type		DC Motor
	Airflow Rate at Cooling, Dry	CFM	613–744–875
	Airflow Rate at Heating, Dry	CFM	613–744–875
	Sound Pressure Level [Cooling]	dB[A]	32–37–41
	Sound Pressure Level [Heating]	dB[A]	32–37–41
	External Static Pressure	in.WG	0.30–0.5–0.8
	Drain Pipe Size	In. [mm]	3/4 [19.05]
	Coating on Heat Exchanger		—
	External Finish Color		Hot-dip coated steel (ZAM)
	Unit Dimensions	W x D x H: In. [mm]	21 x 21-5/8 x 43-3/4 [533 x 549 x 1,111]
	Package Dimensions	W x D x H: In. [mm]	21 x 28-3/4 x 48-3/8 [558 x 730 x 1,228]
	Unit Weight	Lbs. [kg]	119 [54]
Package Weight	Lbs. [kg]	141 [64]	
Indoor Unit Operating Temperature Range	Cooling Intake Air Temp [Maximum / Minimum]*	°F	90 DB, 72 WB / 68 DB, 61 WB
	Heating Intake Air Temp [Maximum / Minimum]	°F	77 DB / 59 DB

NOTES:

AHRI Rated Conditions

(Rated data is determined at a fixed compressor speed)

¹Cooling (Indoor // Outdoor) °F 80 DB, 67 WB // 95 DB, 75 WB

²Heating at 47°F (Indoor // Outdoor) °F 70 DB, 60 WB // 47 DB, 43 WB

³Heating at 17°F (Indoor // Outdoor) °F 70 DB, 60 WB // 17 DB, 15 WB

Conditions

⁴Heating at 5°F (Indoor // Outdoor) °F 70 DB, 60 WB // 5 DB, 4 WB

⁷Heating at -13°F (Indoor // Outdoor) °F 70 DB, 60 WB // -13 DB, -14 WB

*Indoor/Outdoor Unit Operating Temperature Range (Cooling Air Temp [Maximum / Minimum]):

• Applications should be restricted to comfort cooling only; equipment cooling applications are not recommended for low ambient temperature conditions.

**Outdoor Unit Operating Temperature Range (Cooling Thermal Lock-out / Re-start Temperatures; Heating Thermal Lock-out / Re-start Temperatures):

• System cuts out in heating mode to avoid thermistor error and automatically restarts at these temperatures.

SPECIFICATIONS: SVZ-KP30NA & SUZ-KA30NAHZ

Outdoor Unit	MCA	A	24.0
	MOCP	A	40
	Fan Motor Output	W	74
	Airflow Rate [Cooling / Heating]	CFM	590 / 680
	Refrigerant Control		LEV
	Defrost Method		Reverse Cycle
	Sound Pressure Level, Cooling ¹	dB(A)	52
	Sound Pressure Level, Heating ²	dB(A)	53
	Compressor Type		Scroll
	Compressor Model		ANB33FJMMT
	Compressor Rated Load Amps	A	18
	Compressor Locked Rotor Amps	A	27.5
	Compressor Oil [Type // Charge]	oz.	FV50S // 1.4,47
	External Finish Color		Ivory Munsell 3Y 7.8/1.1
	Base Pan Heater		Built-in
	Unit Dimensions	W x D x H: In. [mm]	41-5/16 x 14-3/16 x 52-11/16 [1050 x 360 x 1338]
	Package Dimensions	W x D x H: In. [mm]	43 x 18 x 57 [1110 x 480 x 1440]
	Unit Weight	Lbs. [kg]	261 [118]
Package Weight	Lbs. [kg]	285 [129]	
Outdoor Unit Operating Temperature Range	Cooling Air Temp [Maximum / Minimum]*	°F	115 DB / 0 DB
	Heating Air Temp [Maximum / Minimum]	°F	75 DB, 65 WB / -13 DB, -14 WB
	Heating Thermal Lock-out / Re-start Temperatures**	°F	-22 / -13
Refrigerant	Type		R410A
	Maximum Charge Quantity	Lbs, oz	11.0, 7.0
	Initial Charge Quantity	Ft. [m]	100.0 [30.0]
	Additional Refrigerant Charge Per Additional Piping Length	oz./Ft. [g/m]	0 [0]
Piping	Gas Pipe Size O.D. [Flared]	In.[mm]	5/8 [15.88]
	Liquid Pipe Size O.D. [Flared]	In.[mm]	3/8 [9.52]
	Maximum Piping Length	Ft. [m]	245 [75]
	Maximum Height Difference	Ft. [m]	100 [30]
	Maximum Number of Bends		15

NOTES:

AHRI Rated Conditions

(Rated data is determined at a fixed compressor speed)

¹Cooling (Indoor // Outdoor) °F 80 DB, 67 WB // 95 DB, 75 WB

²Heating at 47°F (Indoor // Outdoor) °F 70 DB, 60 WB // 47 DB, 43 WB

³Heating at 17°F (Indoor // Outdoor) °F 70 DB, 60 WB // 17 DB, 15 WB

Conditions

⁴Heating at 5°F (Indoor // Outdoor) °F 70 DB, 60 WB // 5 DB, 4 WB

⁷Heating at -13°F (Indoor // Outdoor) °F 70 DB, 60 WB // -13 DB, -14 WB

*Indoor/Outdoor Unit Operating Temperature Range (Cooling Air Temp [Maximum / Minimum]):

- Applications should be restricted to comfort cooling only; equipment cooling applications are not recommended for low ambient temperature conditions.

**Outdoor Unit Operating Temperature Range (Cooling Thermal Lock-out / Re-start Temperatures; Heating Thermal Lock-out / Re-start Temperatures):

- System cuts out in heating mode to avoid thermistor error and automatically restarts at these temperatures.

INDOOR UNIT ACCESSORIES: SVZ-KP30NA

Control Interface	Airzone ZBS Wired Blueface Principal Controller White	AZZBSBLUEFACECB
	Airzone ZBS Wired Blueface Principal Controller White	AZZBSBLUEZEROCB
	Airzone ZBS Wired Lite Controller White	AZZBSLITECB
	Airzone ZBS Wireless Lite Controller White	AZZBSLITERB
	Airzone ZBS Wireless Think Controller White	AZZBSTHINKRB
	BACnet® and Modbus® Interface	PAC-UKPRC001-CN-1
	CN24 Relay Kit	CN24RELAY-KIT-CM3
	Connector cable for remote display	PAC-SA88HA-EP
	IT Extender	PAC-WHS01IE-E
	kumo station® for kumo cloud®	PAC-WHS01HC-E
	Remote Operation Adapter†	PAC-SF40RM-E
	Thermostat Interface	PAC-US445CN-1
	USNAP Adapter	PAC-WHS01UP-E
	Wireless Interface for kumo cloud®	PAC-USWHS002-WF-2
Remote Sensor	Flush Mount Remote Temperature Sensor	PAC-USSEN002-FM-1
	Flush Mount Temperature Sensor	PAC-USSEN001-FM-1
	Remote Temperature Sensor	PAC-SE41TS-E
	Wireless temperature and humidity sensor for kumo cloud®	PAC-USWHS003-TH-1
Wired Remote Controller	Deluxe Wired MA Remote Controller†	PAR-40MAAU
	Simple MA Remote Controller†	PAC-YT53CRAU-J
	Touch MA Controller†	PAR-CT01MAU-SB
Wireless Remote Controller	kumo touch™ RedLINK™ Wireless Controller	MHK2
	Wireless MA Receiver	PAR-FA32MA-W
	Wireless MA Remote Controller	PAR-FL32MA-E
Condensate	Blue Diamond (Advanced) Mini Condensate Pump w/ Reservoir & Sensor (208/230V) [recommended]	X87-721
	Blue Diamond (MegaBlue Advanced) Condensate Pump w/ Reservoir & Sensor	X87-835
	Blue Diamond Sensor Extension Cable — 15 Ft.	C13-103
	Refco Condensate Pump (100-240 VAC) up to 120,000 BTU/H	COMBI
Control Wire	20/2PR, 1PR shielded + 1PR plenum wire for Airzone, 100 ft reel	CW2042S2-100
	20/2PR, shielded + 1PR plenum wire for Airzone, 500 ft reel	CW2042S2-500
Disconnect Switch	(30A/600V/UL) [fits 2" X 4" utility box] - Black	TAZ-MS303
	(30A/600V/UL) [fits 2" X 4" utility box] - White	TAZ-MS303W
Downflow Kit	Downflow Kit	DFK-M
Electric Heat Lockout	Electric Heat Lockout	ETC-211020-MIT
Electric Kit Heats	10kW Electric Heater	EH10-SVZ-M
	5kW Electric Heater	EH05-SVZ-M
	8kW Electric Heater	EH08-SVZ-M
Lineset	10' x 3/8" x 10' x 5/8" Lineset (Twin-Tube Insulation)	MPLS385812T-10
	100' x 3/8" x 100' x 5/8" Lineset (Twin-Tube Insulation)	MPLS385812T-100
	15' x 3/8" x 15' x 5/8" Lineset (Twin-Tube Insulation)	MPLS385812T-15
	30' x 3/8" x 30' x 5/8" Lineset (Twin-Tube Insulation)	MPLS385812T-30
	50' x 3/8" x 50' x 5/8" Lineset (Twin-Tube Insulation)	MPLS385812T-50
	65' x 3/8" x 65' x 5/8" Lineset (Twin-Tube Insulation)	MPLS385812T-65
Terminal Block	Separate Terminal Power Block	SPTB1

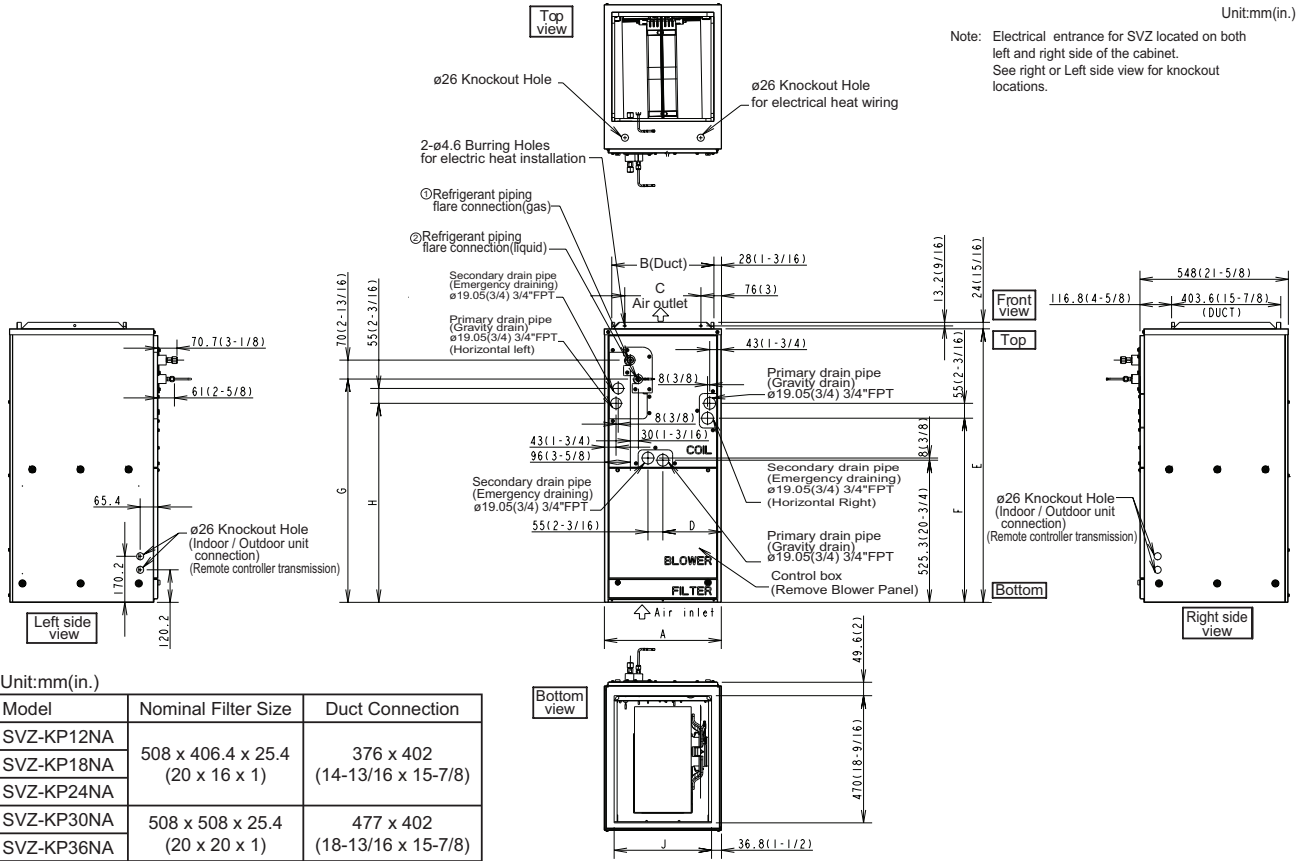
NOTES:

†PAC-SF40RM-E (Unable to use with wireless remote controller)

OUTDOOR UNIT ACCESSORIES: SUZ-KA30NAHZ

Air Outlet Guide	Air Outlet Guide (1 Piece)	PAC-SH96SG-E (two pieces are required)
Centralized Drain Pan	Central Drain Pan	PAC-SH97DP-E
Control/Service Tool	M- & P-Series Maintenance Tool Cable Set	M21EC0397
	USB/UART Conversion Cable (Required for all laptop connection)	M21EC1397
Drain Socket	Drain Socket	PAC-SH71DS-E
Hail Guards	Hail Guard	HG-A2
Mini-Split Wire	14 Gauge, 4 wire MiniSplit Cable—250 ft. roll	S144-250
	14 Gauge, 4 wire MiniSplit Cable—50 ft. roll	S144-50
	16 Gauge, 4 wire MiniSplit Cable—250 ft. roll	S164-250
	16 Gauge, 4 wire MiniSplit Cable—50 ft. roll	S164-50
Mounting Pad	Condensing Unit Mounting Pad: 24" x 42" x 3"	ULTRILITE2
Stand	18" Dual Fan Stand	QSMS1802M
	24" Dual Fan Stand	QSMS2402M
	Outdoor Unit Stand — 12" High	QSMS1202M

INDOOR UNIT DIMENSIONS: SVZ-KP30NA



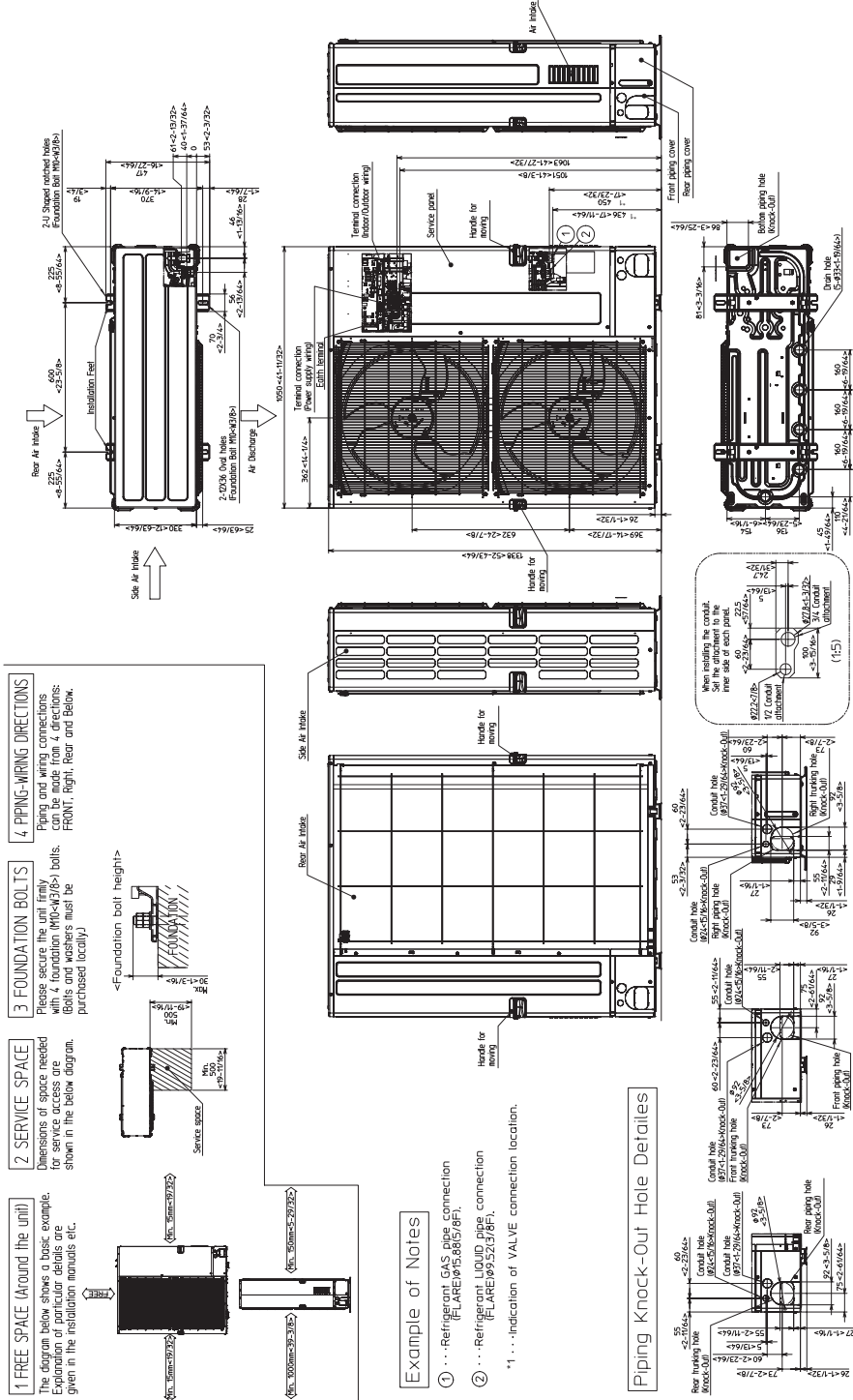
Unit:mm(in.)

Model	Nominal Filter Size	Duct Connection
SVZ-KP12NA	508 x 406.4 x 25.4 (20 x 16 x 1)	376 x 402 (14-13/16 x 15-7/8)
SVZ-KP18NA		
SVZ-KP24NA		
SVZ-KP30NA	508 x 508 x 25.4 (20 x 20 x 1)	477 x 402 (18-13/16 x 15-7/8)
SVZ-KP36NA		

Model	A	B	C	D	E	F	G	H	J	Gas Pipe	Liquid pipe
SVZ-KP12NA	432 (17)	376 (14-13/16)	281 (11-1/8)	224 (8-7/8)	1,010.8 (39-13/16)	680 (26-13/16)	823 (32-7/16)	735.5 (29)	360 (14-3/16)	ø 9.52 (3/8)	ø 6.35 (1/4)
SVZ-KP18NA										ø 12.7 (1/2)	
SVZ-KP24NA											
SVZ-KP30NA	534 (21)	477 (18-13/16)	382.6 (15-1/8)	266.5 (10-1/2)	1,113.8 (43-7/8)	737 (29-1/16)	953.5 (37-9/16)	792 (31-3/16)	461 (18-3/16)	ø 15.88 (5/8)	ø 9.52 (3/8)
SVZ-KP36NA											

OUTDOOR UNIT DIMENSIONS: SUZ-KA30NAHZ

Unit: mm<in>

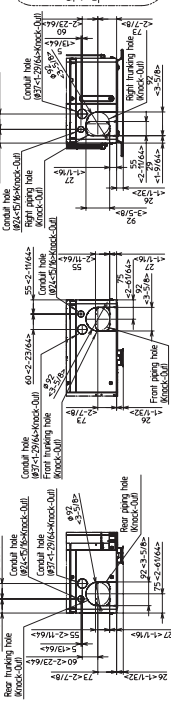


- 1 FREE SPACE (Around the unit)**
The diagram below shows a basic example. Expansion of the unit details are given in the installation manual etc.
- 2 SERVICE SPACE**
Dimensions of spaces needed for service are shown in the below diagram.
- 3 FOUNDATION BOLTS**
Please ensure the unit firmly with 4 foundation (M10x43(8x)) bolts. Bolts and washers must be purchased locally!
- 4 PIPING-WIRING DIRECTIONS**
Piping and wiring connections can be made from 4 directions: FRONT, Right, Rear and Below.

Example of Notes

- ① ... Refrigerant GAS pipe connection (FLARE) 94S88578F1.
- ② ... Refrigerant LIQUID pipe connection (FLARE) 94S26578F1.
- *1 ... Indication of VALVE connection location.

Piping Knock-Out Hole Details



1340 Satellite Boulevard Suwanee, GA 30024
Toll Free: 800-433-4822 www.mehvac.com

