

**MSZ-GS24NA & MUZ-GS24NAHZ**  
**24,000 BTU/H WALL-MOUNTED INDOOR UNIT**  
**24,000 BTU/H HYPER HEAT PUMP OUTDOOR UNIT**



Job Name:

System Reference:

Date:



Indoor Unit.....MSZ-GS24NA

Outdoor Unit.....MUZ-GS24NAHZ

**INDOOR UNIT FEATURES**

- Slim wall-mounted indoor units provide zone comfort control
- Dual Barrier Coating applied to the heat exchanger, vanes and fan to prevent hydrophilic and hydrophobic dirt build-up
- Optional Microparticle Filter designed to capture PM2.5
- The outdoor unit powers the indoor unit, and should a power outage occur, the system is automatically restarted when power returns
- Quiet operation
- Smart Set: recalls a preferred preset temperature setting at the touch of a button
- Built-in backup/auxiliary heater control available
- Multiple fan speed options: Quiet, Low, Medium, High, Super-high, Auto
- Multiple control options available:
  - Back-lit screen handheld remote controller (provided with the unit)
  - kumo cloud® smart device app for remote access
  - Third-party interface options
  - Wired or wireless controllers

**OUTDOOR UNIT FEATURES**

- INVERTER-driven compressor and LEV provide high efficiency and comfort while using only the energy needed to maintain maximum performance
- Hyper-heating performance offers 100% heating capacity at 5°F
- Hot-Start Technology: no cold air rush at equipment startup or when restarting after Defrost Cycle
- Quiet outdoor unit operation
- Built-in base pan heater
- Innovative DC fan motor leads to high efficiency and reliability
- Blue Fin anti-corrosion treatment applied to the outdoor unit heat exchanger for increased coil protection and longer life
  - Rated for 2,000 hours spraying time per ASTM B117 Standard

# SPECIFICATIONS: MSZ-GS24NA & MUZ-GS24NAHZ

Cooling at 95°F <sup>1</sup>	Maximum Capacity	BTU/H	31,400
	Rated Capacity	BTU/H	22,400
	Minimum Capacity	BTU/H	8,200
	Maximum Power Input	W	4,000
	Rated Power Input	W	1,780
	Moisture Removal	Pints/h	5.1
	Sensible Heat Factor		0.75
Heating at 47°F <sup>2</sup>	Power Factor [208V / 230V]	%	99.0 / 99.0
	Maximum Capacity	BTU/H	36,900
	Rated Capacity	BTU/H	21,200
	Minimum Capacity	BTU/H	7,500
	Maximum Power Input	W	4,050
	Rated Power Input	W	1,540
Heating at 17°F <sup>3</sup>	Power Factor [208V / 230V]	%	98.0 / 98.0
	Maximum Capacity	BTU/H	25,400
	Rated Capacity	BTU/H	13,300
	Maximum Power Input	W	3,350
Heating at 5°F <sup>4</sup>	Rated Power Input	W	1,400
	Maximum Capacity	BTU/H	21,200
Heating at 5°F <sup>4</sup>	Maximum Power Input	W	3,190
Heating at -5°F <sup>6</sup>	Maximum Capacity	BTU/H	18,070
Heating at -13°F <sup>7</sup>	Maximum Capacity	BTU/H	14,930
Efficiency	SEER2		21.5
	EER2 <sup>1</sup>		12.6
	HSPF2 [IV]		9.0
	COP at 47°F <sup>2</sup>		4.03
	COP at 17°F at Maximum Capacity <sup>3</sup>		2.22
	COP at 5°F at Maximum Capacity <sup>4</sup>		1.95
	ENERGY STAR® Certified		Yes
Electrical	Voltage, Phase, Frequency		208/230, 1, 60
	Guaranteed Voltage Range	V AC	187 - 253
	Voltage: Indoor - Outdoor, S1-S2	V AC	208/230
	Voltage: Indoor - Outdoor, S2-S3	V DC	24
	Short-circuit Current Rating [SCCR]	kA	5
	Recommended Fuse/Breaker Size (Outdoor)	A	20
	Recommended Wire Size [Indoor - Outdoor]	AWG	14
Power Supply		Indoor unit is powered by the outdoor unit	
Indoor Unit	MCA	A	1.0
	Fan Motor Full Load Amperage	A	0.73
	Fan Motor Output	W	56
	Airflow Rate at Cooling, Dry	CFM	361-456-565-701
	Airflow Rate at Cooling, Wet	CFM	325-410-509-631
	Airflow Rate at Heating, Dry	CFM	336-456-565-701
	Sound Pressure Level [Cooling]	dB[A]	34-41-47-53
	Sound Pressure Level [Heating]	dB[A]	32-41-47-52
	Drain Pipe Size	In. [mm]	5/8 [15.88]
	Coating on Heat Exchanger		Dual Barrier Coating
	External Finish Color		Munsell 1.0Y 9.2/0.2
	Unit Dimensions	W x D x H: In. [mm]	43-5/16 x 9-3/8 x 12-13/16 [1,100 x 238 x 325]
	Package Dimensions	W x D x H: In. [mm]	45-1/2 x 12-3/4 x 15-1/2 [1,160 x 320 x 390]
	Unit Weight	Lbs. [kg]	37 [16.4]
Package Weight	Lbs. [kg]	41 [18.4]	
Indoor Unit Operating Temperature Range	Cooling Intake Air Temp [Maximum / Minimum]*	°F	90 DB, 73 WB / 67 DB, 57 WB
	Heating Intake Air Temp [Maximum / Minimum]	°F	80 DB / 70 DB

**NOTES:**

AHRI Rated Conditions

(Rated data is determined at a fixed compressor speed)

<sup>1</sup> Cooling (Indoor // Outdoor)	°F	80 DB, 67 WB // 95 DB, 75 WB
<sup>2</sup> Heating at 47°F (Indoor // Outdoor)	°F	70 DB, 60 WB // 47 DB, 43 WB
<sup>3</sup> Heating at 17°F (Indoor // Outdoor)	°F	70 DB, 60 WB // 17 DB, 15 WB

Conditions

<sup>4</sup> Heating at 5°F (Indoor // Outdoor)	°F	70 DB, 60 WB // 5 DB, 4 WB
<sup>5</sup> Heating at -4°F (Indoor // Outdoor)	°F	70 DB, 60 WB // -4 DB, -5 WB
<sup>7</sup> Heating at -13°F (Indoor // Outdoor)	°F	70 DB, 60 WB // -13 DB, -14 WB

\*Indoor/Outdoor Unit Operating Temperature Range (Cooling Air Temp [Maximum / Minimum]):

- Applications should be restricted to comfort cooling only; equipment cooling applications are not recommended for low ambient temperature conditions.

\*\*Outdoor Unit Operating Temperature Range (Cooling Thermal Lock-out / Re-start Temperatures; Heating Thermal Lock-out / Re-start Temperatures):

- System cuts out in heating mode to avoid thermistor error and automatically restarts at these temperatures.

# SPECIFICATIONS: MSZ-GS24NA & MUZ-GS24NAHZ

Outdoor Unit	MCA	A	18.0	
	MOCP	A	20	
	Fan Motor Full Load Amperage	A	0.93	
	Airflow Rate [Cooling / Heating]	CFM	1950 / 1950	
	Refrigerant Control		LEV	
	Defrost Method		Reverse Cycle	
	Coating on Heat Exchanger		Blue Fin Coating	
	Sound Pressure Level, Cooling <sup>1</sup>	dB(A)	55	
	Sound Pressure Level, Heating <sup>2</sup>	dB(A)	55	
	Compressor Type		DC inverter driven Twin Rotary	
	Compressor Model		SNB172FQKMT	
	Compressor Rated Load Amps	A	13.6	
	Compressor Locked Rotor Amps	A	17.0	
	Compressor Oil [Type // Charge]	oz.	FV50S // 13.5	
	External Finish Color		Munsell 3Y 7.8/1.1	
	Base Pan Heater		Built-in	
	Unit Dimensions	W x D x H: In. [mm]	33-1/16 x 13 x 34-5/8 [840 x 330 x 880]	
	Package Dimensions	W x D x H: In. [mm]	38-3/4 x 16-3/4 x 39 [980 x 420 x 990]	
	Unit Weight	Lbs. [kg]	120 [54]	
	Package Weight	Lbs. [kg]	138 [62]	
	Outdoor Unit Operating Temperature Range	Cooling Air Temp [Maximum / Minimum]*	°F	115 DB / 14 DB
		Cooling Thermal Lock-out / Re-start Temperatures**	°F	-4 / 0
Heating Air Temp [Maximum / Minimum]		°F	75 DB, 65 WB / -13 DB, -14 WB	
Heating Thermal Lock-out / Re-start Temperatures**		°F	-22 / -14	
Refrigerant	Type		R410A	
	Pre-Charged Refrigerant Amount	Lbs, oz	4.0, 5.0	
	Maximum Pre-Charged Piping Length	Ft. [m]	25.0 [7.5]	
	Additional Refrigerant Charge Per Additional Piping Length	oz./Ft. [g/m]	1.08 [20]	
Piping	Gas Pipe Size O.D. [Flared]	In.[mm]	5/8 [15.88]	
	Liquid Pipe Size O.D. [Flared]	In.[mm]	1/4 [6.35]	
	Maximum Piping Length	Ft. [m]	100 [30]	
	Maximum Height Difference	Ft. [m]	50 [15]	
	Maximum Number of Bends		10	

**NOTES:**

AHRI Rated Conditions	<sup>1</sup> Cooling (Indoor // Outdoor)	°F	80 DB, 67 WB // 95 DB, 75 WB
(Rated data is determined at a fixed compressor speed)	<sup>2</sup> Heating at 47°F (Indoor // Outdoor)	°F	70 DB, 60 WB // 47 DB, 43 WB
	<sup>3</sup> Heating at 17°F (Indoor // Outdoor)	°F	70 DB, 60 WB // 17 DB, 15 WB
	Conditions		
	<sup>4</sup> Heating at 5°F (Indoor // Outdoor)	°F	70 DB, 60 WB // 5 DB, 4 WB
	<sup>5</sup> Heating at -4°F (Indoor // Outdoor)	°F	70 DB, 60 WB // -4 DB, -5 WB
	<sup>7</sup> Heating at -13°F (Indoor // Outdoor)	°F	70 DB, 60 WB // -13 DB, -14 WB

\*Indoor/Outdoor Unit Operating Temperature Range (Cooling Air Temp [Maximum / Minimum]):

- Applications should be restricted to comfort cooling only; equipment cooling applications are not recommended for low ambient temperature conditions.

\*\*Outdoor Unit Operating Temperature Range (Cooling Thermal Lock-out / Re-start Temperatures; Heating Thermal Lock-out / Re-start Temperatures):

- System cuts out in heating mode to avoid thermistor error and automatically restarts at these temperatures.

## INDOOR UNIT ACCESSORIES: MSZ-GS24NA

Control Interface	CN24 Relay Kit	CN24RELAY-KIT-CM3
	IT Extender	PAC-WHS01IE-E
	kumo station® for kumo cloud®	PAC-WHS01HC-E
	Procon BACnet® and Modbus® Interface	PAC-UKPRC001-CN-1
	System Control Interface	MAC-334IF-E
	Thermostat Interface	PAC-US445CN-1
	USNAP Adapter	PAC-WHS01UP-E
	Wireless Interface for kumo cloud®	PAC-USWHS002-WF-2
Remote Sensor	Wired Remote Sensor	M21EAA307
	Wireless temperature and humidity sensor for kumo cloud®	PAC-USWHS003-TH-1
Wired Remote Controller	Deluxe Wired MA Remote Controller†	PAR-40MAAU
	Simple Ductless Wired Remote Controller	PAC-SDW01RC-1
	Simple MA Remote Controller†	PAC-YT53CRAU-J
	Touch MA Controller†	PAR-CT01MAU-SB
Wireless Remote Controller	kumo touch™ RedLINK™ Wireless Controller	MHK2
	Lockdown bracket for remote controller	RCMKP1CB
Condensate	Blue Diamond (Advanced) Mini Condensate Pump w/ Reservoir & Sensor (208/230V) [recommended]	X87-721
	Blue Diamond (MegaBlue Advanced) Condensate Pump w/ Reservoir & Sensor	X87-835
	Blue Diamond Alarm Extension Cable — 6.5 Ft.	C13-192
	Blue Diamond MultiTank — collection tank for use with multiple pumps	C21-014
	Blue Diamond Sensor Extension Cable — 15 Ft.	C13-103
	Drain Pan Level Sensor/Control	SS610E
	Fascia Kit for MicroBlue Pump, mounts the MicroBlue and sensor directly beneath indoor unit	T18-016
	Refco Condensate Pump (100-240 VAC)	GOBI-II
	Refco Condensate Pump (100-240 VAC) up to 120,000 BTU/H	COMBI
Disconnect Switch	Sauerermann Condensate Pump	SI30-230
	(30A/600V/UL) [fits 2" X 4" utility box] - Black	TAZ-MS303
Filter	(30A/600V/UL) [fits 2" X 4" utility box] - White	TAZ-MS303W
	Electro Static Anti-allergy Enzyme Filter	MAC-2310FT-E
	Microparticle (PM2.5) Filter	MAC-EMF615FT-E

**NOTES:**

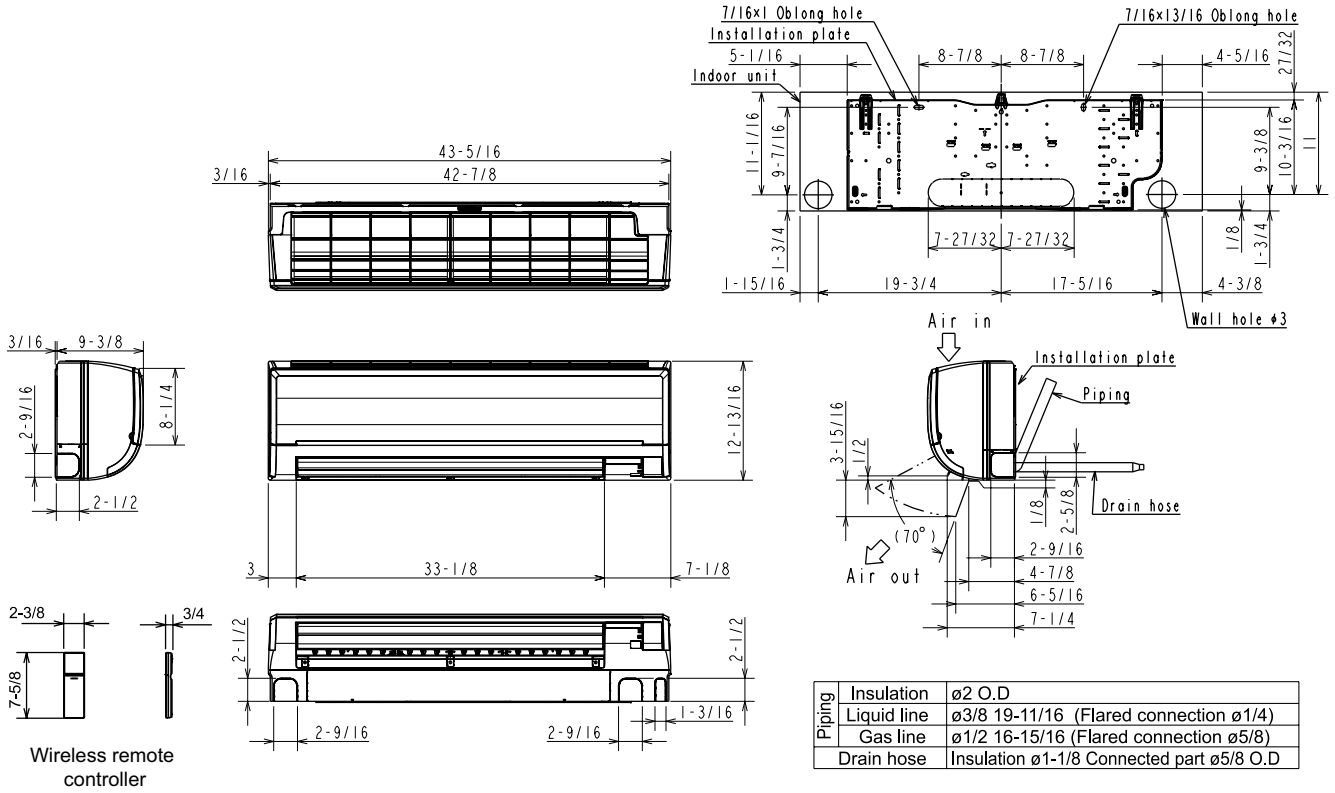
†PAC-SF40RM-E (Unable to use with wireless remote controller)

## OUTDOOR UNIT ACCESSORIES: MUZ-GS24NAHZ

Air Outlet Guide	Air Outlet Guide	MAC-886SG-E
Hail Guards	Hail Guard	HG-A7
Lineset	100' x 1/4" x 100' x 5/8" Lineset (Twin-Tube Insulation)	MLS145812T-100
	15' x 1/4" x 15' x 5/8" Lineset (Twin-Tube Insulation)	MLS145812T-15
	30' x 1/4" x 30' x 5/8" Lineset (Twin-Tube Insulation)	MLS145812T-30
	50' x 1/4" x 50' x 5/8" Lineset (Twin-Tube Insulation)	MLS145812T-50
	65' x 1/4" x 65' x 5/8" Lineset (Twin-Tube Insulation)	MLS145812T-65
Mounting Pad	Condensing Unit Mounting Pad: 16" x 36" x 3"	ULTRILITE1
	Outdoor Unit 3-1/4 inch Mounting Base (Pair) - Plastic	DSD-400P
Stand	18" Single Fan Stand	QSMS1801M
	24" Single Fan Stand	QSMS2401M
	Condenser Wall Bracket	QSWB2000M-1
	Condenser Wall Bracket - Stainless Steel Finish	QSWBSS
	Outdoor Unit Stand — 12" High	QSMS1201M

# INDOOR UNIT DIMENSIONS: MSZ-GS24NA

Unit: inch

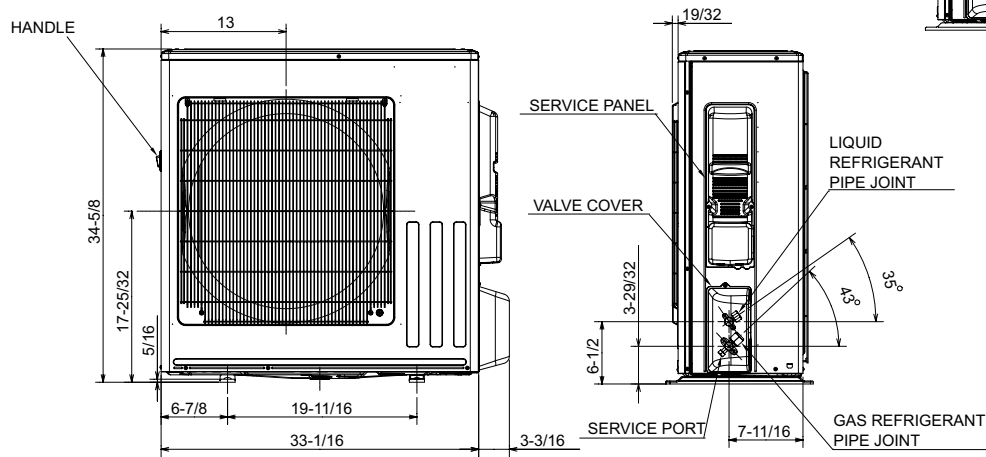
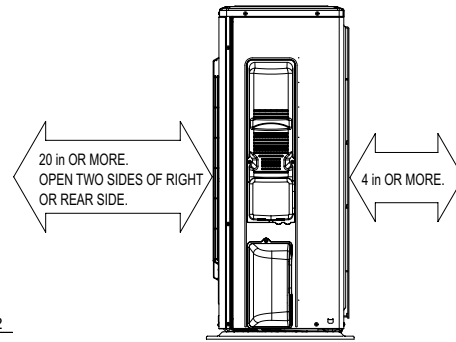
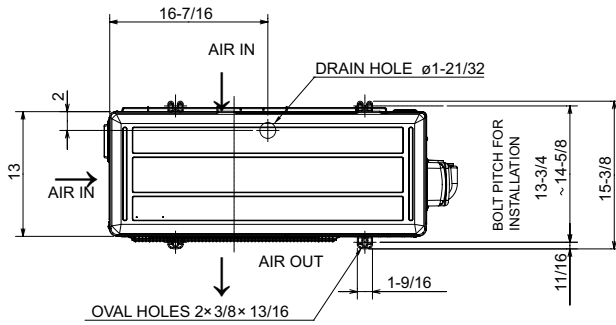
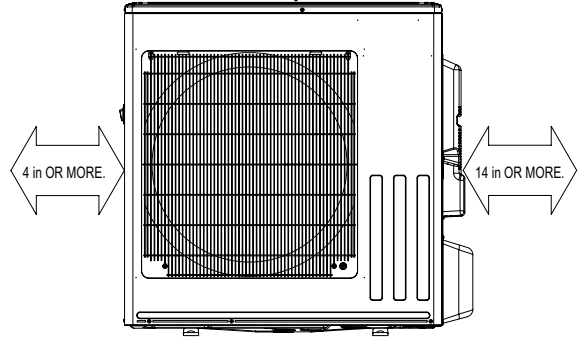
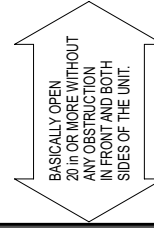


Piping	Insulation	ø2 O.D
	Liquid line	ø3/8 19-11/16 (Flared connection ø1/4)
	Gas line	ø1/2 16-15/16 (Flared connection ø5/8)
Drain hose	Insulation ø1-1/8 Connected part ø5/8 O.D	

# OUTDOOR UNIT DIMENSIONS: MUZ-GS24NAHZ

Unit: inch

## REQUIRED SPACE



REFRIGERANT PIPE JOINT	LIQUID REFRIGERANT PIPE GAS REFRIGERANT PIPE	FLARED ø6.35 (1/4") GS18: FLARED ø12.7 (1/2") GS24/30/36: FLARED ø15.88 (5/8")
------------------------	---	--

1340 Satellite Boulevard Suwanee, GA 30024  
Toll Free: 800-433-4822 www.mehvac.com

FORM# MSZ-GS24NA & MUZ-GS24NAHZ - 202311

