

SUBMITTAL - 42KUAS1R

Job Name: _____

Date: _____

Location: _____

R32

Indoor Unit: **ARUH42KUAS**

Outdoor Unit: **AOUH42KUAS1**



FEATURES

INDOOR UNIT:

- Mid Static Duct indoor unit delivering superior comfort and energy-efficient performance
- Indoor unit with ProCore™ (High Corrosion Resistant Copper) coils for long-lasting protection against corrosion
- Whisper-quiet operation with sound levels as low as 29dB
- Multiple fan speed options; Auto, High, Med, Low, and Quiet
- Special Operation modes available:
 - Economy Mode/ Energy Saving Mode / Powerful Mode / Minimum Heat Mode / Automatic defrosting operation / Auto-restart function
- Enhanced controls platform for seamless, intuitive operation:
 - Seamless control using the optional IR Receiver and Wireless Remote Controller kit (UTY-LBTUM)
 - Optional Wi-Fi connectivity enables remote monitoring through the Airstage Mobile App
 - Extended connectivity with support for third-party interface options
 - Compatible with BACnet and Modbus protocols for seamless integration with Building Management and Home Automation Systems
- Advanced scheduling and timer options offer greater control over unit operation:
 - Weekly Timer / 24-hr Timer / Sleep Function
- Built-in drain pump for efficient water removal making installation and maintenance easier
- Features automatic static pressure detection for optimal airflow and system efficiency
- Wide external static pressure range of up to 0.8 inWG for adaptable performance
- Offers group control, allowing seamless management of multiple units simultaneously
- Equipped with a built-in refrigerant leak detection sensor for enhanced safety and reliability.
- Additional premium features include, but are not limited to:
 - Built-in external input and output for interlocking systems with 3rd party devices (Ex: Fire Alarm, Door Switch, Humidifier, Aux. Heat & more)
 - Supports compatibility with the Airzone third-party communicating zoning system for optimized zoning control
 - Multiple Auxiliary Heat logic options for optimized heating performance
 - Service monitoring functionality via compatible accessories (UTY-RVRU & UTY-RNRUZ-series)
 - Flexible intake configuration with side or bottom options to meet installation requirements.

OUTDOOR UNIT:

- Low GWP R-32 systems for reduced environmental impact
- INVERTER-driven compressor that offers superior performance, comfort, and energy savings
- Compact outdoor unit with extended line set lengths up to 246ft (75m)
- Provides low ambient cooling and heating down to -5°F for dependable performance in extreme conditions.
- Blue Fin-coated heat exchanger for improved corrosion resistance and coil durability



7 Year Compressor, 5 Year Parts out-of-the-box Warranty.



10 Year Compressor, 10 Year Parts Warranty when registered within 60 days of installation in a residence.



12 Year Compressor, 12 Year Parts Warranty when registered within 60 days of installation in a residence and installed by a Fujitsu Elite contractor.



Due to continuous product improvements, specifications are subject to change without notice. Please log in to the Fujitsu Portal for the most up-to-date documentation <https://connect.fujitsugeneral.com>

Version: 20250409A

SUBMITTAL - 42KUAS1R

SPECIFICATIONS:

Indoor Unit				ARUH42KUAS		
Outdoor Unit				AOUH42KUAS1		
System Name				42KUAS1R		
AHRI Number				215812202		
SEER2		Cooling		Btu/hW	17.3	
EER2					10.3	
HSPF 2 (IV) / HSPF 2 (V)		Heating		kW/kW	10.2 / 8.2	
COP2					3.66	
Outdoor Operation Range		Cooling		°F (°C)	-5 to 122*8 (-21 to 50*8)	
		Heating			-5 to 75 (-21 to 24)	
Indoor Capacity		Cooling		Btu/h	42000	
					Min.—Max.	13,600—45,000
		Heating	47°FDB (Outdoor temp.)		Rated	47000
					Min.—Max.	14,300—51,000
			17°FDB (Outdoor temp.) ¹		Rated	32000
					Max.	41000
			5°FDB (Outdoor temp.) ²		Rated	37000
					Max.	
Outdoor Connection pipe	Size	Liquid		in (mm)	Ø3/8 (Ø9.52)	
		Gas			Ø5/8 (Ø15.88)	
	Method			FLARE		
	Pre-charge length		ft (m)	98 (30)		
	Min. length			16 (5)		
	Max. length			246 (75)		
	Max. height difference			98 (30)		
Indoor Dimensions (H × W × D)		Net		in (mm)	11-13/16 × 55-1/8 × 27-9/16 (300 × 1,400 × 700)	
					Gross	
Indoor Weight		Net		lb (kg)	121 (55)	
					Gross	
Outdoor Dimensions (H × W × D)		Net		in (mm)	39-5/16 × 37 × 12-5/8 (998 × 940 × 320)	
					Gross	
Outdoor Weight		Net		lb (kg)	157 (71)	
					Gross	
Indoor Fan	Airflow rate	Cooling	High	CFM (m³/h)	1,501 (2,550)	
			Med		1,201 (2,040)	
			Low		971 (1,650)	
			Quiet		842 (1,430)	
		Heating	High		1,501 (2,550)	
			Med		1,201 (2,040)	
			Low		971 (1,650)	
			Quiet		842 (1,430)	
	Type × Qty				SIROCCO FAN × 3	
	Motor output		W	375		
Static pressure range		inWG (Pa)	0.12 to 0.72 (30 to 180)			
Outdoor Fan	Airflow rate	Cooling	CFM (m³/h)	2,443 (4,150)		
		Heating		2,619 (4,450)		
	Type × Qty			PROPELLER FAN × 1		
	Motor output		W	120		
Indoor Sound Pressure Level ¹⁴		Cooling	High	dB (A)	40	
			Med		35	
			Low		33	
			Quiet		29	
		Heating	High		40	
			Med		35	
			Low		33	
			Quiet		29	
Outdoor Sound Pressure Level ¹⁴		Cooling		55		
		Heating		57		

SUBMITTAL - 42KUAS1R

SPECIFICATIONS:

Outdoor Refrigerant		Type		R32	
		Charge	lb oz	5 lb 15 oz	
			g	2700	
Additional Charge Calculation			oz/ft	0.44	
			g/m	40	
Outdoor Refrigerant Oil		Type		RMM68AF	
		Amount	in ³ (cm ³)	70.2 (1,150)	
Indoor Moisture removal			pints/h (L/h)	5.5 (2.6)	
Indoor Drain hose		Material		POLYVINYL CHLORIDE	
		Tip Diameter		I.D.: Ø13/16 (Ø20.7), O.D.: Ø1-1/16 (Ø26.6)	
Indoor Operation range		Cooling	°F (°C)	64 to 90 (18 to 32)	
			%RH	80 or less	
		Heating	°F (°C)	60 to 86 (16 to 30)	
Power Supply				208/230 V~ 60 Hz	
Available Voltage Range				187—253	
System power supply		Voltage		208/230	
		Frequency		60	
		Available voltage range		187—253	
Indoor Current	Cooling		A	17.9	
	Heating			16.5	
Maximum Operating Current ^{*3}		Cooling		24	
		Heating		17.9	
Outdoor Starting Current				24	
MCA ^{*5}				30	
Wiring spec. ^{*6}		MAX. CKT. BKR ^{*7}		4.08	
Indoor Input Power	Cooling		kW	3.76	
	Heating	47°FDB (Outdoor temp.)		3.28	
		17°FDB (Outdoor temp.) ^{*1}		4.86	
		5°FDB (Outdoor temp.) ^{*2}			Max.
					Rated
Indoor Power Factor	Cooling		%	99.1	
	Heating				
Energy Star ⁹				ESCC, ESME	

NOTES:

- Cooling: Indoor temperature of 80°F (26.67°CDB)/67°FWB (19.44°CWB), and outdoor temperature of 95°FDB (35°CDB)/75°FWB (23.9°CWB).
- Heating: Indoor temperature of 70°FDB (21.11°CDB)/60°FWB (15.56°CWB), and outdoor temperature of 47°FDB (8.33°CDB)/43°FWB (6.11°CWB).
- 17°FDB (Outdoor temp.).
- 5°FDB (Outdoor temp.).
- *1: Heating (17°F): Indoor temperature of 70°FDB (21.11°CDB)/60°FWB (15.56°CWB), and outdoor temperature of 17°FDB (-8.33°CDB)/15°FWB (-9.44°CWB).
- *2: Heating (5°F): Indoor temperature of 70°FDB (21.11°CDB)/60°FWB (15.56°CWB), and outdoor temperature of 5°FDB (-15.0°CDB)/4°FWB (-15.56°CWB).
- Test conditions are based on AHRI 210/240 2023.
- *4:

- Indoor Sound Pressure Level, – Measured values in manufacturer's anechoic chamber.
- Outdoor Sound Pressure Level – Because of the surrounding sound environment, the sound levels measured in actual installation conditions might be higher than the specified values here.
- *3:

Maximum Operating Current – Maximum current is maximum value when operated within the operation range.

– The total current of indoor unit and outdoor unit.

MCA – *5: Minimum Circuit Ampacity (Calculation based on UL60335-2-40)

Wiring spec. – *6: Selected sample based on Japan Electrotechnical Standards and Codes Committee E0005.

As the regulations of wire size and circuit breaker differ in each country or region, select appropriate devices complied to the regional standard.

MAX. CKT. BKR – *7: Maximum Circuit Breaker

Operation Range – *8: Suction temperature of the outdoor unit.

Energy Star – *9: ES = Energy Star, ESCC = Energy Star Cold Climate, ESME= Energy Star Most Efficient.

System continues to operate below rated outdoor operation temperature range, subject to varying conditions. System has no low temperature cut out. Capacity is not tested outside of the rated temperature range.

SUBMITTAL - 42KUAS1R

ACCESSORIES:

Model Number	Description
UTY-RVRU	KAGAMI - Touch Panel Wired Controller
UTY-RNRUZ5	Touch Panel Wired Remote Controller
UTY-RHRY	Simple Wired Remote (Without Mode Function) - Hospitality
UTY-RSRY	Simple Wired Remote (With Mode Function)
UTY-LBTUM	IR Receiver Kit w/ Wireless Remote Controller (Mid-Static Ducted)
UTY-TFSXJ4	Wi-Fi adapter (WiFi Interface Module UART Type)
FJ-AC-WIFI-1	Intesis Wi-Fi Device: Wired Module
FJ-IR-WIFI-1NA ^{*1}	Intesis IR Wireless AC Cloud Control Interface (Intesis Home app)
BM101WA ^{*1}	Cielo - Breez Max IR Controller w/ WiFi (Black)
BM102WA ^{*1}	Cielo - Breez Max IR Controller w/ WiFi (White)
UTY-VMSX	Modbus Converter
UTY-VTGX	Network Converter - Convert H-Series Comm. Protocol to V/J-Series Comm.
FJ-AC-485-1	Intesis - BACnet MSTP & Modbus RTU Gateway
UTY-TERX	External Switch Controller
UTY-TTRXZ1 ^{*2}	24V Thermostat Interface
TTRXZ1-KIT ^{*2}	24V Thermostat Interface Kit (UTY-TTRXZ1, UTY-WiFi Plug & 24V Transformer)
UTY-XSZXZ1	Remote Temperature Sensor
UTY-XCSX	External input and output PCB
UTY-XWZXZG	External Connect Kit
UTZ-GXNA	External input and output PCB Bracket
UTD-LFNA	Long Life Filter (36/42/48k units)
UTY-DSGYZ2 ^{*3}	Airstage Edge Controller

NOTES:

*1 -Requires IR receiver kit UTY-LBTUM to connect this device to IDU.

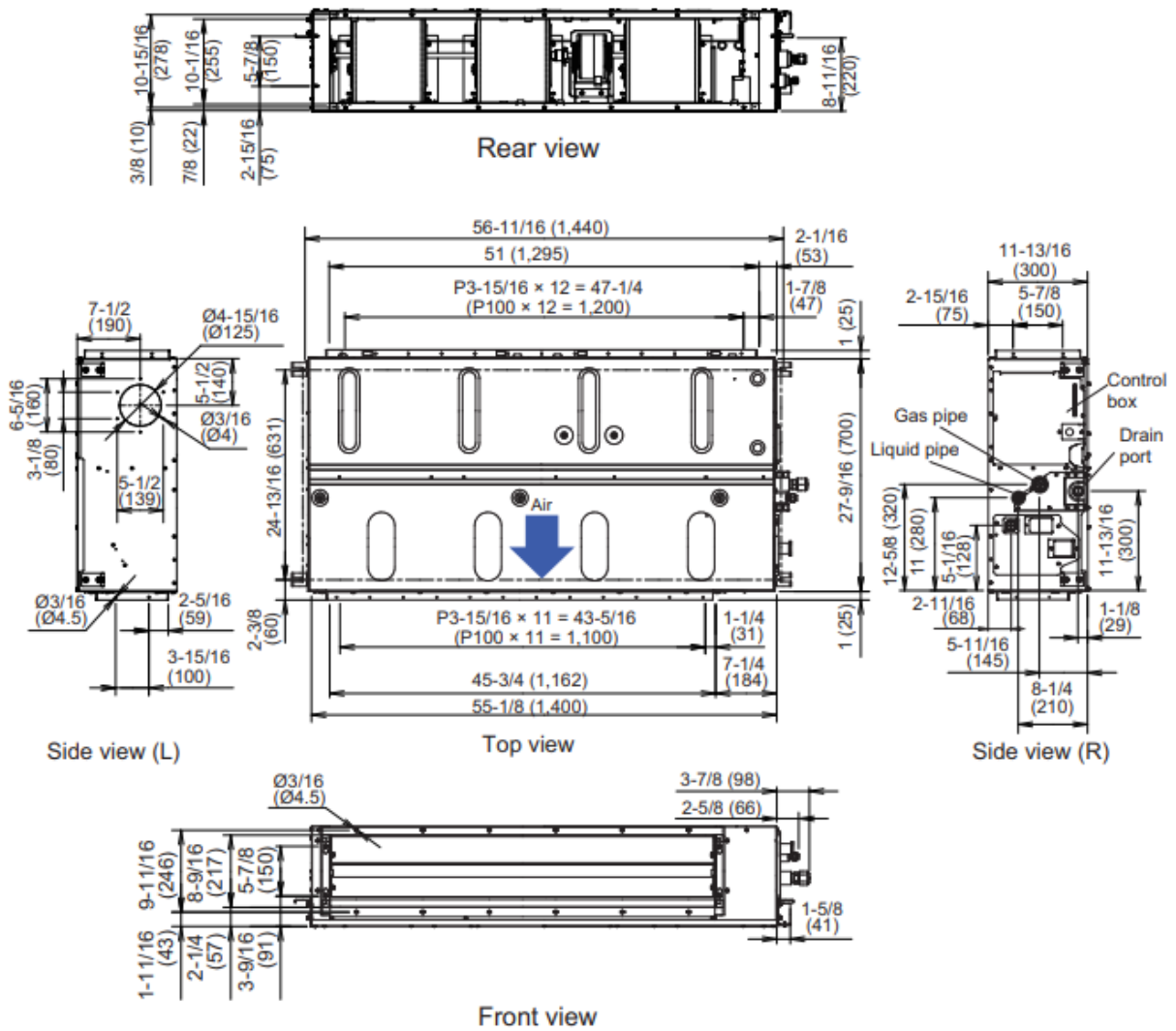
*2 -This device may not be used with any other type of controls (central controller, wire/wireless RC, WiFi adapter, BMS interface).

*3 -Connection to AIRSTAGE Cloud requires a compatible AIRSTAGE Mobile adapter connected to the IDU.

SUBMITTAL - 42KUAS1R

INDOOR UNIT DIMENSIONS:

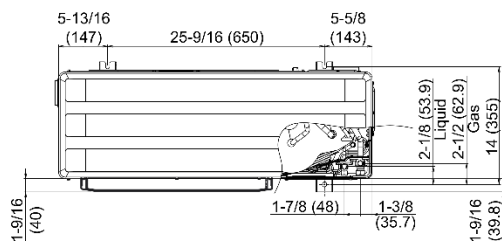
Unit: in (mm)



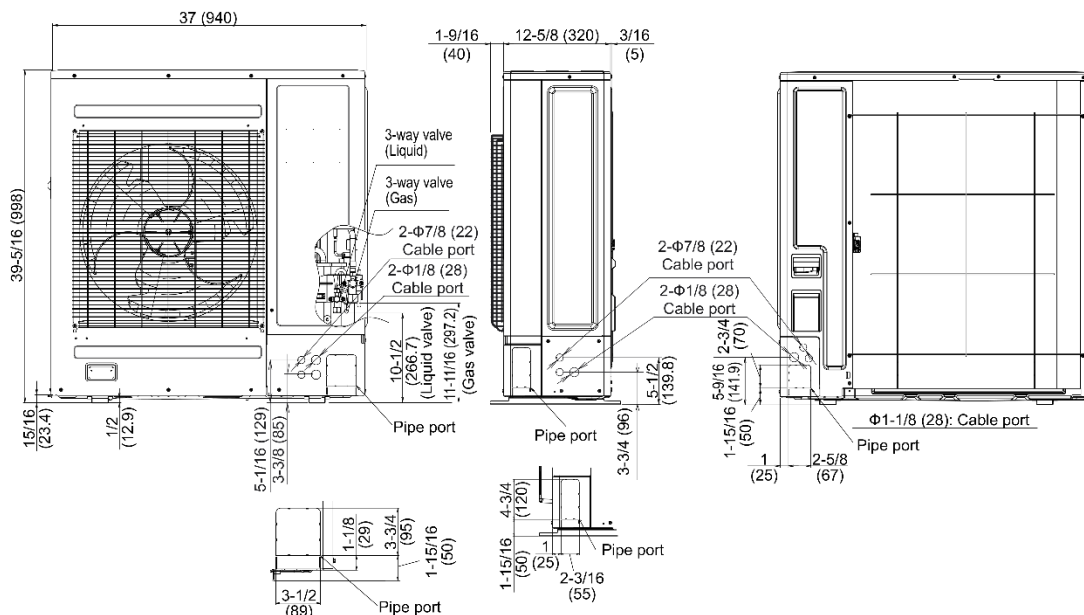
SUBMITTAL - 42KUAS1R

OUTDOOR UNIT DIMENSIONS:

Unit: in (mm)



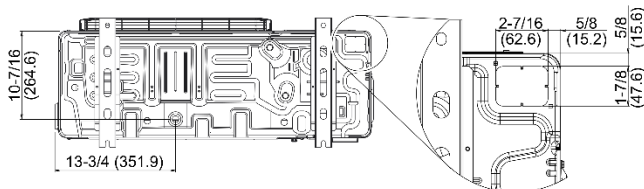
Top view



Front view

Side view

Rear view



Bottom view

Pipe & Cable port