



12,000 BTU/H WALL MOUNT

SUBMITTAL COVER SHEET

PROJECT NAME _____

LOCATION _____



ARCHITECT _____

ENGINEER _____

CONTRACTOR _____

REFERENCE _____

SUBMITTED BY _____ DATE _____

Indoor Unit (IDU): DRAW12F2A	Wireless Remote Control
	

PRODUCT FEATURES

- High efficiency rating, up to 24 SEER2
- A2L refrigerant detection system
- Wireless remote control with "Follow Me" technology
- Turbo, ECO, Active Clean, Sleep modes and more
- Auto restart
- 46°F freeze protection
- Compatible with DRSTAT101 wired thermostat

LINE SET REQUIREMENTS	
Refrigerant Type	R-454B
Design Pressure (PSIG)	550/340
Connection Type	Flare
Liquid (in. (mm))	Ø1/4 (Ø6.35)
Gas (in. (mm))	Ø3/8 (Ø9.52)

DIMENSIONS AND WEIGHT		
Unit Dimensions (in. (mm))	Width	31-9/16 (802)
	Depth	7-7/8 (200)
	Height	11-5/8 (295)
Carton Dimensions (in. (mm))	Width	34-7/16 (875)
	Depth	11-1/4 (285)
	Height	15 (380)
Net Weight (lbs. (kg))	19.0 (8.6)	
Gross Weight (lbs. (kg))	24.3 (11.0)	

SPECIFICATIONS

Cooling Capacity (BTU/hr)	12000	
Heating Capacity (BTU/hr)	12000	
Voltage/Phase/Frequency	208-230V, 1 Phase, 60 Hz	
Voltage Range	187-253V	
Indoor Coil Coating	Golden Fin Coating	
Indoor Unit Air Flow (CFM (m³/h))	Silent	N/A
	Low	153 (260)
	Medium	194 (330)
	High	294 (500)
	Turbo	383 (650)
Field Supplied Drain Pipe O.D. (in. (mm))	Ø5/8 (Ø16)	
Sound Pressure (dB(A))	Silent	19
	Low	20
	Medium	37
	High	43
	Turbo	46



Intertek

Specifications are subject to change without notice.

© 2025 Ferguson Enterprises LLC

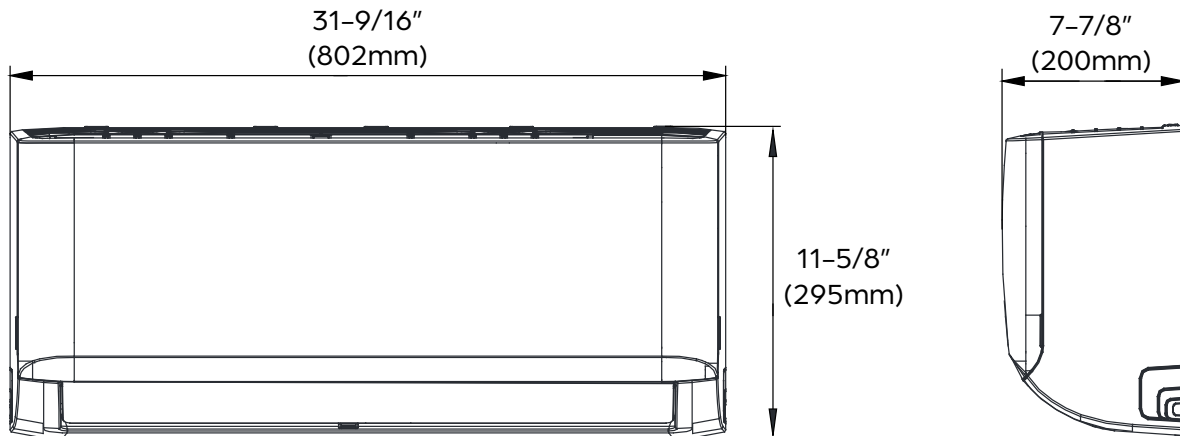
www.durastar.com



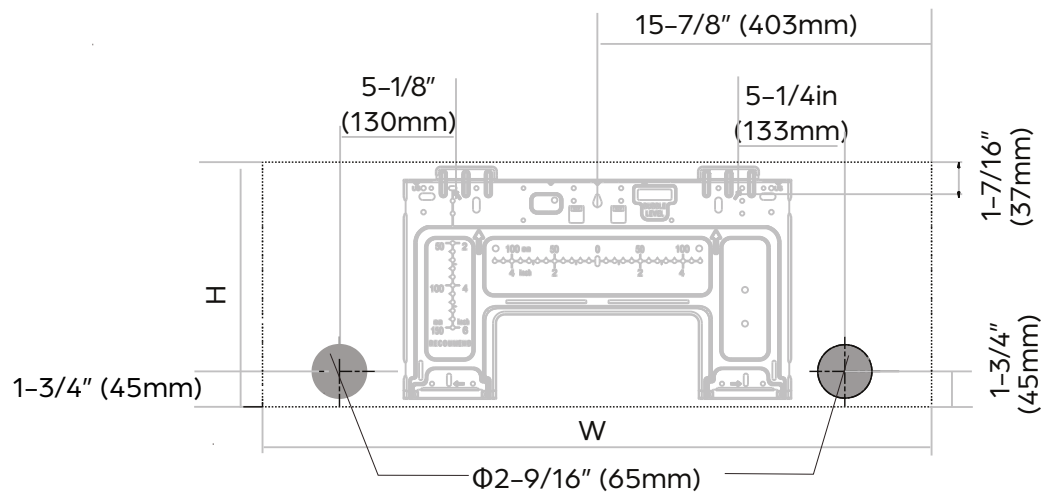
12,000 BTU/H WALL MOUNT

IDU DIMENSIONS - DRAW12F2A

Unit Dimensions



Mounting Plate Dimensions



Indoor unit dimensions (WxH):

31-9/16" (802mm) x 11-5/8" (295mm)

Clearance Distances

